





Conflict Sensitivity:

Indicators for local and community development programming in Myanmar

*Empowered lives.
Resilient nations.*



About this initiative:

This guide is part of a broader UNDP Myanmar initiative on improving conflict sensitivity in development programming in Myanmar through knowledge sharing, capacity development and policy action, with funding support from the Republic of Korea (ROK) and the Korea International Cooperation Agency (KOICA) under the Saemaul Initiative Towards Sustainable and Inclusive New Communities (ISNC) project.

Technical partner: International Alert



Copy-editing: Jason Hallman
Graphic design: Kirsten Downie
Visualization: INK Strategy
Printing: Thazin Documents and Imaging Services

Disclaimer: The views expressed in this publication are those of the author(s) and do not necessarily represent those of the United Nations (including UNDP), UN Member States, or International Alert.

For more information, please contact:

For UNDP:

[Dilrukshi Fonseka](#)

Social Cohesion and Governance Specialist

United Nations Development Programme, Myanmar

dilrukshi.fonseka@undp.org

For International Alert:

[Robert Barclay](#)

Country Director

International Alert, Myanmar



RBarclay@international-alert.org



Conflict Sensitivity:


Indicators for local and community development programming in Myanmar

*Empowered lives.
Resilient nations.*



Part 1

A guide to developing conflict sensitivity indicators



Introduction

This guidance is intended for use by organizations approving, designing, implementing or monitoring local and community development projects or programmes in Myanmar. It explains how monitoring against indicators can contribute to making local and community development projects conflict sensitive, by measuring positive and negative interactions between the project's activities and the context/environment, not only when located in conflict-affected regions, but wherever they are implemented in Myanmar. The first section outlines how to create and use indicators as part of monitoring and evaluation (M&E). The second section explains how to use them to help achieve conflict sensitivity during project implementation.

1 Creating indicators

1.1 What are indicators?

All projects aim to achieve some kind of change, whether at the level of individuals, communities, organisations or society as a whole. Indicators are a tool for measuring if the expected changes have happened during or after project implementation.

Indicators are an essential part of any monitoring and evaluation framework to measure programme and project results. Indicators enable responsible government institutions, donors, implementing agencies, project stakeholders and most importantly, project beneficiaries, to objectively assess the result of activities and to hold themselves and others accountable for results achieved and not achieved.

Indicators are usually found in project planning documents, for example in logical frameworks (log-frames) that provide an overview of the project's goals, activities and anticipated results. Indicators can be used to measure progress at every level of a project, from activities, to outputs, to outcomes and long-term impact (see box below). This is achieved through monitoring; that is, collecting information relevant to the indicator.

1.2 Kinds of Indicators

Exactly what information is gathered depends on the indicator. *Activity indicators* and *output indicators* measure what activities and outputs 'delivered'. *Outcome indicators* and *impact indicators* measure what changes came about as a result of activities and outputs. Additionally, *process indicators* measure the quality of implementation processes.

Example

A community development project that undertakes infrastructure construction and livelihoods skills training could use the following:

Outputs: Tangible products or services created by activities (e.g. road built, people trained, etc.)

Examples of output indicators: Kilometres of road built or number of persons trained

Outcomes: The change that happens as a result of the output (e.g. reduced travel time, improved access to markets, new skills and knowledge, etc.)

Examples of outcome indicators: % reduction in travel time for villagers after road construction; number of farmers report they have access to new markets after road construction; trainees are able to name at least two new livelihood diversification techniques after training

Impact: The longer-term effect of the outcome on wider society, the economy, the Government, etc. (e.g. increase in household income, reduction in poverty, improved job performance, etc.)

Examples of impact indicators: % increase in household income levels; percentage reduction of people living below the poverty line; increase in production reported by farmers

Example of process indicators: % of people in local communities satisfied with the rehabilitation work)

1.3 What can indicators measure?

Indicators can be created to measure any kind of change. They are either quantitative or qualitative. *Quantitative indicators* measure changes in numbers (numerical values, ratios, percentages, etc.). *Qualitative indicators* measure changes in knowledge, attitudes, perceptions, behaviour or capacities of individuals, groups and organizations, and changes in the standard and quality of things, such as services, utilities or infrastructure. Indicators can be objective or subjective. *Objective indicators* measure changes against data or information that is unbiased or neutral. *Subjective indicators* measure changes against data that is personal.

Example

A rural livelihoods project that provides vocational training could use the following:

Quantitative indicators: # of persons that completed training who obtained a job within 6 months

Qualitative indicators: Level of satisfaction regarding new job opportunities

Example

A rural livelihoods project could use the following:

Objective indicators: # of women who receive livelihood support

Subjective indicators: % of women that believe they have better income opportunities as a result of the project

1.4 What are the criteria for a good indicator?

When deciding what indicators to use, consider:


- **Feasibility:** Can the indicator be measured with the available resources (money, time, capacities)? Is the information needed for measurement available? Can it be collected regularly? Can target communities be reached for data-collection?
- **Adequacy:** Does the indicator measure the most important aspect of change? Does it allow you to demonstrate the result? For example, with a road rehabilitation project, is it enough to count how

many kilometres of road have been built, or should you also measure how many people are using the road or how many people have year-round access to schools, hospitals and markets as a result of the road?

- **Reliability:** Does the indicator measure the same thing each time it is used, regardless of who uses it? Are you able to trust what the indicator shows?
- **Integrity:** Is the indicator clear? Good indicators are not open to personal interpretation but are understood the same way by everyone. For example, for an indicator that aims to measure whether vulnerable people are benefiting from a project, it would be useful to have a common definition of who is “vulnerable” (e.g. young women, persons with disabilities, persons from ethnic minorities, etc)
- **Timeliness:** Will information be available when it is needed to measure the indicator? For example, with a rural livelihoods project, can data be collected over 3, 6, 9 or 12 month intervals? During all seasons?
- **Utility:** How will the indicator help you to improve or adapt the project? How will it help you to design a second phase or scale-up? How will it help you to generate interest among stakeholders, partners and donors?

Other important things to remember when creating indicators are:

- Indicators should directly relate to project aims. What will the project achieve? What is the Theory of Change? Once this is established, it will be easy to determine the change to be measured.
- Individual indicators should only measure one thing; if there are two important dimensions to measure, create two indicators to capture each one separately. For example, with a road rehabilitation project, instead of an indicator on ‘number of persons using and satisfied with the quality of road’, create two separate indicators firstly ‘the number of people using the road’ and secondly, the ‘number of people satisfied with the quality of the road’.
- Indicators about people should be broken down (‘disaggregated’) by key identity markers, such as gender, age, ethnicity etc, as relevant to the project. Data disaggregation is important to understand both whether the project was successful in reaching specific target groups and whether the project reached all groups equitably.



- It is useful to use both quantitative and qualitative indicators. Qualitative indicators can frequently help to understand and verify data from quantitative indicators, and also help capture results of change that are difficult to capture numerically.
- Good knowledge of project stakeholders, particularly their understanding of the context, can help with the creation of good indicators. Consultation meetings with stakeholders are a good way to test indicators against the criteria above, through feedback. Such meetings can also generate suggestions for indicators the project management may not have considered.


1.5 When should indicators be developed?

Indicators are usually created when the project or programme is first designed because they help to define what the project will achieve by describing how that achievement will be measured. Indicators can be created or modified once a project or programme has started, if necessary.

1.6 How to measure against indicators

The collection of information for indicators is an important part of project monitoring. To do this, a source of information must be identified for each indicator and an appropriate method for collecting the information must be chosen. In many cases, information can be collected through desk research, such as reviewing activity reports or other project documents. Collecting data in the project locations may also be required and common methods for this are surveys, interviews and focus group discussions (see the text box below for more details). Collection of information may be more or less regular, depending on what the indicator is measuring, how easy it is to collect the information and the resources available to collect the information. The project's baseline and endline data collection are key to measuring changes across the project duration. While data collection is frequently done by project implementers, it is useful to use collectors who come from outside the project management and implementation team, to ensure objective and impartial project monitoring.

Care should be taken when collecting data in order to ensure that people are not put at risk, especially when collecting sensitive data, such as data related to conflict and violence.



<p>Survey</p>	<p>Collection of information from a large number of people (a 'sample'), usually at least several hundred, using a fixed set of questions.</p> <ul style="list-style-type: none"> • Best suited to collecting quantitative data. • Possible to ask sensitive personal questions, e.g. about income, as the sample is not attributed.
<p>Interview</p>	<p>A conversation between the interviewer and a single person, with either fixed questions ('structured'), a mix of fixed questions and questions the interviewer chooses on the spot ('semi-structured') or no fixed questions ('unstructured').</p> <ul style="list-style-type: none"> • Best suited to collecting qualitative data unless done in large numbers as part of a survey. • Possible to ask sensitive personal questions, depending on prior agreement and/or confidentiality
<p>Focus group discussion (FGD)</p>	<p>A FDG is a discussion with a group of people to find areas of agreement and disagreement amongst them and why in which the facilitator asks fixed questions. Groups may be a mix of people, or narrowly specified, such as only women, or those over age 50, depending on what the facilitator wants to find out.</p> <ul style="list-style-type: none"> • Best suited to collecting qualitative data • Not possible to ask sensitive personal questions because of the group setting, responses may not be accurate and responses can be influenced by the group • Best suited to collecting qualitative data • Not possible to ask sensitive personal questions because of the group setting, responses may not be accurate and responses can be influenced by the group
<p>Observation</p>	<p>Observing behaviour at a set location (for example a marketplace, a road junction, or a hospital) and recording what happens and/or how many times it happens, without the researcher taking part.</p> <ul style="list-style-type: none"> • Suited to collecting both qualitative and quantitative data.

2.0 Using indicators for conflict sensitivity

2.1 How can indicators be used to enable conflict sensitivity?

Conflict sensitivity is a way of working and indicators play an important role in this approach, because they enable us to monitor and measure the interaction between programmes/projects and the location/context in which they are being implemented.

Conflict sensitivity requires development actors to:

- Understand the context in which they operate
- Understand how their work (programmes, projects, etc.) interacts with and changes the context and vice versa
- Design, manage, implement, monitor and evaluate their work to minimize the negative results and maximize the positive results of this programme/project-context interaction

To enable conflict sensitive implementation, it is useful to use both **context and interaction indicators**.

Context indicators provide information and measure change in the broader context at the level (e.g. national and subnational) relevant to the project. These dynamics don't necessarily directly impact the project, or vice versa, but they have the potential to indirectly influence the immediate environment in which project activities are taking place. Frequently, context indicators and data against these indicators are already available, and don't have to be drafted or collected by the project. Examples of context indicators include: public satisfaction in local service delivery; number of violent disputes among different groups; perceptions of safety and security; and percentage of internally displaced persons (IDPs) and refugees.

Interaction indicators provide information and measure change in the two-way interaction between the project and its immediate target area. 'Interaction' is when project activities affect individuals, communities, organizations, institutions, and the environment they are being implemented in, either positively or negatively. It is also when individuals, communities, organizations, institutions and the environment affect the project activities, either positively or negatively.

Interaction is a two-way process. It is also dynamic, evolving as the situation changes. Negative interaction means the project is doing harm, i.e. it is making conflict dynamics worse. This should always be avoided as much as possible. Positive interaction means the project is contributing positively to the context, i.e. it is improving peace. This should be encouraged as much as possible. Examples of interaction indicators include: number of violent disputes between groups in target villages, before and after the project; perceptions of trust by communities participating in the project, before and after the project; and days that staff are unable to travel to target villages due to security concerns.

2.2 Developing and using conflict sensitivity indicators

- **Step 1:** Conduct an assessment of the context or consult an existing assessment.

If conducting a new context assessment, start your analysis at the level at which the project is focused (e.g. village tracts, townships etc) and then expand to include issues at a higher level (e.g. state/region level, national level etc). For example, an analysis might initially focus on villages in two townships where activities will take place, but should then expand to assess the surrounding townships that are not participating in the project but may be relevant for the purposes of conflict sensitivity. The analysis should also take account of relevant state/region and national level conflict dynamics that may affect the project context.

- **Step 2:** Identify indicators for the conflict risks and peace opportunities in the context. These are context indicators.

Example:

A community development project that aims to support community-managed irrigation facilities

Examples of context indicators:

- # of incidents of violence, including physical attacks and attacks on property
- # of joint economic activities undertaken within and between communities



- **Step 3:** Identify possible Interaction Points where the planned activities of the project might interact or connect with the issues and challenges highlighted in the context assessment with either positive (supporting peace) or negative (creating conflict) consequences.
- **Step 4:** Create interaction indicators for every major interaction point. What the indicators will measure will depend on the potential interaction identified. These are interaction indicators.

Example

A community development project that aims to support community-managed irrigation facilities

Examples of interaction indicators:

- # of training participants, disaggregated by community affiliation (to identify if one community is participating more than the other)
 - # of joint cultivation initiatives (tracking whether the project has maintained existing community divides or broken them down)
- **Step 5:** Monitor against the context indicators and the interaction indicators periodically, and when there is an indication of the activities doing harm or if there is an opportunity to support peace, adjust the planned activities accordingly.
Monitoring and evaluation activities should be treated as any other and care taken to ensure that they are sensitive to the context. Consider the context assessment when planning monitoring of indicators and take conflict issues into account when conducting monitoring to make sure this process does not have negative impacts.
 - **Step 6:** Using the information collected for the indicators, adjust project activities, work-plans and even objectives, to avoid negative consequences from interaction with the context, and create opportunities for positive consequences from interaction.

Example:

A project is designed to provide agricultural inputs (seeds, equipment and training) for IDPs returning to their villages of origin.

Step 1: Context assessment

The context assessment finds that host communities are unhappy with the returnees, because they feel that these households will be an additional burden to their communities and that they will use up resources (e.g. farmlands) and opportunities that are already limited. The assessment also finds that youth are active and mobilized.

Step 2: Context indicators

- # of local-level disputes over natural resources
- % of youth membership in community-based organizations

Step 3: Interaction points

- If returnees receive assistance exclusively, it can impact the context (e.g. increase hostility of host communities, increase disputes over natural resources, etc.) and the project (e.g. objections and protests against the project, risks to safety of project staff, etc.).
- If youth are engaged in training on peacebuilding and supported to organize community sports and arts activities, it can impact the context (e.g. increase interaction and improve trust) and the project (e.g. ensure smooth implementation).
- With interaction points established, the project's design and activities can be strengthened to minimize negative interactions and maximize positive interactions.

Step 4: Interaction indicators

- Proportion of returnees and host communities receiving agricultural inputs
- # of youth-led community activities
- % of persons reporting that they have improved trust of each other as a result of community activities (disaggregated by returnees/host communities)

Step 5: Monitoring**Step 6: Adjustments**

Example:

A project is designed to develop community capacities for managing and running small livestock farms, in a region that has experienced long years of armed conflict between different ethnic groups.

Step 1: Context assessment

The Ministry of Livestock, Fisheries and Rural Development, who is implementing the project, undertakes a context analysis, and finds that in one municipality, one minority religious group living in the outskirts of the area does not have the same access and ownership to land as the majority group, and that there are tensions between two communities over access to land and other natural resources. The context analysis also finds a high prevalence of gender-based violence in both communities.

Step 2: Context indicators

- # of incidents of violence, including physical and sexual attacks, and attacks on property in the municipality
- # of land-related disputes in the municipality
- Perception of safety among women and girls
- # of organized meetings between representatives of the two communities

Step 3: Interaction points

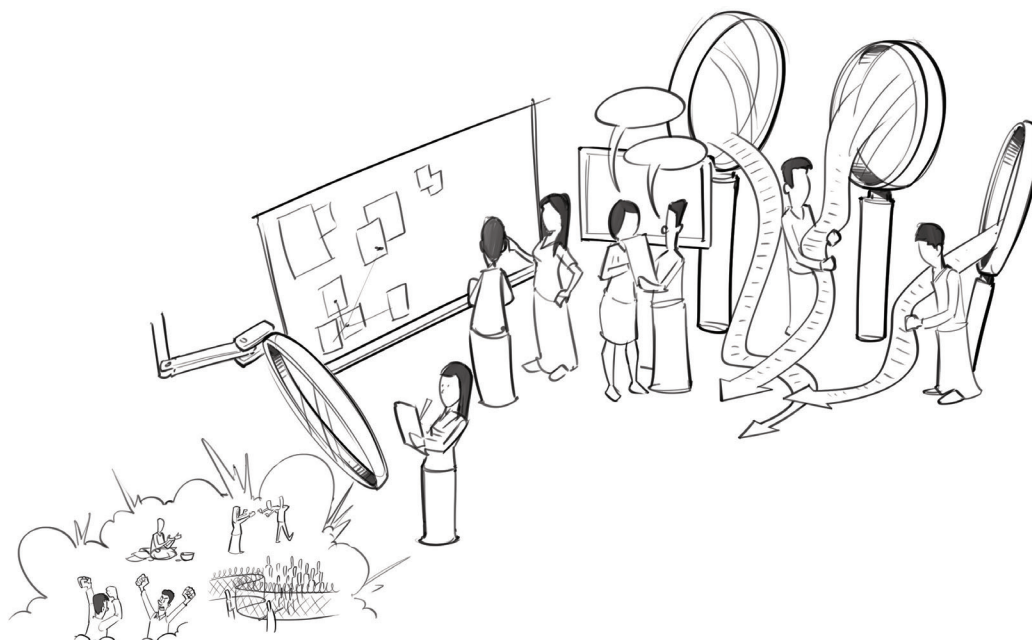
- If land ownership is a key criterion for beneficiary selection, then the majority group will benefit from the project and the project benefits will not reach all people in the community. This will impact the context (e.g. further marginalization of one group, worsening disputes, increasing tensions, etc.) and the project (e.g. reduced reach to target communities, objections and protests, project delays, etc.).
- If the project organizes training activities, there is a risk that these events will be dominated by the majority religious group. If people fear for their safety, they will not participate in training activities. This will impact the context (increasing tensions) and the project (reduced effectiveness of the training and reduced effectiveness of livestock farms due to untrained capacity).
- If women are at risk of gender-based violence, they will not participate in project activities (e.g. community meetings, training, etc.). This will impact the project (reduced reach to target group).
- Women from both sides share a common concern over gender-based violence and a shared interest to improve their safety and well-being.

With interaction points established, the project's design and activities can be strengthened to minimize negative interactions and maximize positive interactions.

Step 4: Interaction indicators

- Mechanism for land allocation in place
- # of training participants, disaggregated by community affiliation
- Community members' perceptions of safety and security, disaggregated by community affiliation
- # of women-owned joint livestock farms

Step 5: Monitoring**Step 6: Adjustments**



2.3 Limitations of using indicators

Indicators can be very useful for assessing whether a project or programme is conflict sensitive, but they have limitations:

- a. Indicators do not reveal everything about what causes change. For example, an indicator measuring the outbreak of violence during project implementation does not indicate that the violence is caused by the project; therefore, what they reveal must be carefully interpreted.
- b. A context assessment may reveal many possible points of interaction (positive and negative) between a project's planned activities and the context. It is not possible to adjust the project to respond to all interaction indicators while monitoring them. Consequently, a decision should be taken to monitor only the most important interaction indicators.
- c. By their nature, indicators only measure the changes that can be predicted or intended to happen, but a project can also do harm through unpredictable and unintended changes. Measuring such changes proactively is often impossible; therefore, apart from conflict sensitivity indicators, it is also important to maintain ongoing and active feedback and communication channels with project stakeholders. These can take many different forms, for example:

- A telephone number project beneficiaries and other stakeholders can call any time to leave feedback
- Comments boxes in accessible locations in which beneficiaries and others can leave anonymous feedback
- Community consultation workshops or one-on-one interviews to elicit feedback from beneficiaries and others
- A social media group on which beneficiaries and others can leave messages for follow up.

As with information collected for indicators, feedback received from these mechanisms should be assessed, making adjustments to project activities, work plans, and so forth in response, as required. It is good practice to communicate what action was taken after feedback was received, otherwise stakeholders can get disillusioned and stop participating in these mechanisms.

Further reading:


Search for Common Ground, Designing for results, Chapter 4 http://dmeforpeace.org/sites/default/files/SFCG_Designing%20for%20Results_Ch4.pdf

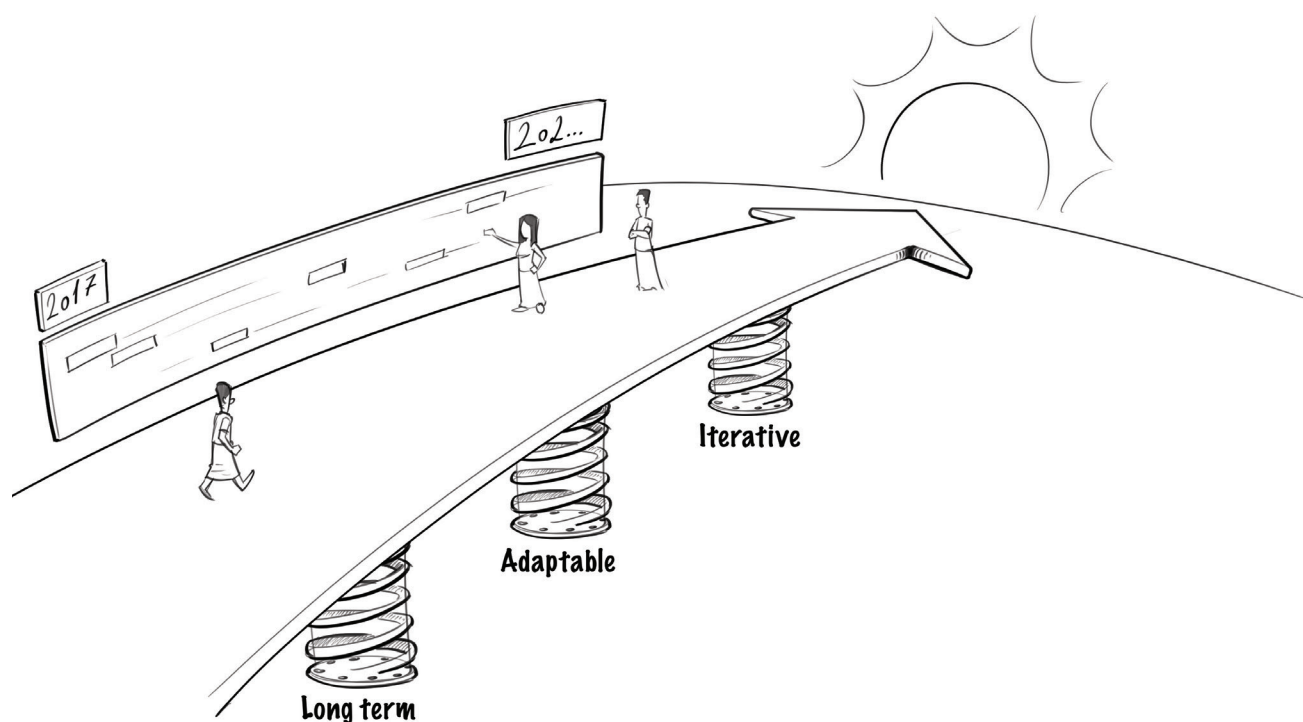
DFID, Monitoring and evaluating conflict sensitivity https://www.gov.uk/government/uploads/system/uploads/attachment_data/file/304611/Mon-eval-conflict-sensitivity-challenges-practical-solutions.pdf

How to guide to conflict sensitivity, Chapter 2, Conflict sensitivity in the programme cycle http://local.conflictsensitivity.org/wp-content/uploads/2015/04/6602-HowToGuide_CSF_WEB_3.pdf Project/Interaction Indicators

Part 2

An Indicator Menu for Conflict Sensitive Local and Community Development in Myanmar





The indicator menu below was drafted in consultation with a UNDP facilitated interministerial study group on conflict-sensitive local and community development. It takes on board relevant indicators currently used by development organizations in Myanmar and those from similar country contexts.

It is presented as a menu of indicators, to act as a guide or inspiration for the different kinds of indicators to be adopted/integrated as relevant by governmental ministries, non-state actors, donors, United Nations agencies and international and national non-governmental organizations when designing, implementing, monitoring or managing local or community development programmes in Myanmar.

The menu is not exhaustive and the indicators presented are intended to be suggestive of those that can be considered to aid the practice of conflict sensitivity in local and community development projects, rather than 'final' products that should be copied and pasted into project documents. For example, many indicators include suggestions for how to disaggregate (e.g. by gender, age, etc.). It is the user's responsibility to adapt,

change, or elaborate on the indicators below that are suitable to their own context and project. Suggestions for improvements are welcomed and encouraged.

The indicator menu includes both project interaction indicators, which are relevant for measuring the two-way interaction between the project and its target location, beneficiaries, stakeholders and institutions, and context indicators, which are relevant for monitoring the peace/conflict dynamics of the immediate and broader context.

The indicators presented in the framework do not include technical and programme indicators (e.g. livelihood, infrastructure, vocational training, etc.) for local and community development projects, which need to be determined according to the specific projects.

As with all monitoring and evaluation and other project activities, care should be taken when collecting data in order to ensure that people are not put at risk.

Project/interaction indicators

Design and analysis

- Context/conflict analysis is part of project feasibility and needs assessment
- A participatory conflict analysis is undertaken
- # of times context/conflict analysis is updated during project implementation
- # of times the project design was revised in response to new context/conflict analysis
- # of staff, partners and stakeholders trained in conflict analysis (disaggregated; see note below)
- Project design includes up to x number of Do No Harm and/or peace promoting strategies

Consultation and coordination

- # of consultations held with communities in target areas about local and community development priorities/how the project will be implemented/how beneficiaries will be selected (select or add as relevant) (disaggregated)
- # of group-specific consultations held with women/youth/elderly/disabled (select or add as relevant) in target areas about local and community development priorities/how the project will be implemented/how beneficiaries will be selected (select or add as relevant) (disaggregated)
- # of people from target areas participating in consultations (disaggregated)
- % of persons from target areas who report feeling adequately consulted about the project (disaggregated)
- % of persons from target areas who report familiarity with the project (disaggregated)
- % of persons from target areas who report understanding the project's aims/implementation strategy/beneficiary selection (select or add as relevant) (disaggregated)
- # of consultations held with government institutions/ethnic armed organizations/civil society organizations (CSOs)/community based organizations (CBOs)/private sector (select or add as relevant) from/in target areas (disaggregated)
- Agreement reached on project implementation with government institutions/ethnic armed organizations/CSOs/CBOs/private sector (select or add as relevant) from/in target areas (disaggregated)
- % of government institutions/ethnic armed organizations/CSOs/CBOs (select or add as relevant) from/in target areas who report feeling adequately consulted (disaggregated)
- % of government institutions/ethnic armed organizations/CSOs/CBOs (select or add as relevant) from/in target areas that report understanding the project's aims/implementation strategy/beneficiary selection (select or add as relevant) (disaggregated)
- # of government institutions/ethnic armed organizations/donors/development partners (select or add as relevant) informed about the project at subnational and national levels (disaggregated)
- Frequency of community consultations in target areas (e.g. once per month, once per quarter, etc.)
- Frequency of stakeholder consultations in target areas (e.g. once per month, once per quarter, etc.)
- Project implementer is participating in coordination structures at national/local/sectoral levels (select or add as relevant)
- Project consultations are held in neutral/safe/accessible locations (select or add as relevant)

Targeting, equity, vulnerability, satisfaction and grievance handling

- # of project beneficiaries (disaggregated)
- Ratio of project beneficiaries from vulnerable or marginalized groups (disaggregated)

- Beneficiary feedback mechanisms are in place
- # of persons in target areas who use beneficiary feedback mechanisms (disaggregated)
- # of persons in target areas who share feedback informally (disaggregated)
- # of times that responsible staff have responded to community feedback
- % of persons in target areas that have used feedback mechanisms who report being satisfied with how the feedback was handled (disaggregated)
- % of project beneficiaries in target areas who believe that the project benefits people equitably (disaggregated)
- % of project beneficiaries in target areas who believe that the project is inclusive (disaggregated)
- % of project beneficiaries in target areas who believe that the project is transparent (disaggregated)
- % of project beneficiaries in target areas who report satisfaction with project implementation (disaggregated)
- % of project beneficiaries in target areas who report satisfaction with project results (disaggregated)

Reducing conflict/promoting peace

- # of intercommunity project activities facilitated by the project in target areas
- # of intercommunity mechanisms facilitated by the project in target areas
- # joint stakeholder meetings facilitated by the project in target areas
- # of joint stakeholder capacity development and training activities facilitated by the project in target areas
- # of community/local conflict resolution mechanisms facilitated by the project in target areas
- # of community/local peace committees facilitated by the project in target areas
- # of community members in target areas trained in conflict resolution and peacebuilding by the project (disaggregated)
- # of project stakeholders in target areas trained in conflict resolution and peacebuilding by the project (disaggregated)
- % of community members in target areas reporting increased awareness of conflict resolution and peacebuilding as a result of training facilitated by the project (disaggregated)
- % of project stakeholders in target areas reporting increased awareness of conflict resolution and peacebuilding as a result of training facilitated by the project (disaggregated)
- % of community members in target areas who report applying their conflict resolution and peacebuilding skills to resolve community/local disputes as a result of training facilitated by the project (disaggregated)
- % of project stakeholders who report applying their conflict resolution and peacebuilding skills to resolve community/local disputes as a result of training facilitated by the project (disaggregated)
- % of project beneficiaries in target areas who perceive that the project has contributed to reducing tensions in the targeted locations (disaggregated)
- % of project beneficiaries in target areas who perceive that the project has contributed to increasing intercommunity interaction in target locations (disaggregated)
- # of project beneficiaries in target areas reporting more opportunities to interact with someone from a different group (e.g. ethnic, religious, village, etc.) (select one or more as relevant) as a result of project activities (disaggregated)
- % of project beneficiaries in target areas who perceive that project activities have contributed to increasing intercommunity trust in target locations (disaggregated)
- # of project beneficiaries in target areas reporting positive perceptions of a different group (e.g. ethnic, religious, village, etc.) (select one or more as relevant) as a result of project-based interactions (disaggregated)

- % of project beneficiaries in target areas who perceive that the project has contributed to improving interaction/relations/trust (select or add as relevant) with government institutions/ethnic armed organizations/CSOs/CBOs (select or add as relevant) in target areas (disaggregated)
- Changes in level of trust between different groups (e.g. between communities, between communities and authorities, between authorities and civil society, etc.) (select or add as relevant) before, during and after project implementation (disaggregated)
- % of project stakeholders in target areas that report more opportunities to interact with government institutions/ethnic armed organizations/CSOs/CBOs (select as relevant) as a result of the project (disaggregated)
- % of project stakeholders who perceive that the project contributes to improving interaction/relations/trust (select one or more as relevant) between government institutions/ethnic armed organizations/CSOs/CBOs (select as relevant) in target areas as a result of the project (disaggregated)

Communication and outreach

- Project strategies for information-sharing and communication with beneficiaries and non-beneficiaries, stakeholders, and partners in target areas are in place (disaggregated)
- # of project briefing materials produced
- Project communication produced in applicable local languages
- Positive media reporting on project

Project operations (human resources, procurement, logistics, etc.)

- Project risk assessment conducted
- Project risk assessment updated periodically
- Project risk mitigation strategy in place
- Level of security risk (low, medium or high) in project implementation area
- # of incidents per month where project staff have been unable to travel because of security risk
- # of check points, or other barriers, that project staff must cross per day
- % of project staff by ethnicity/geographic region/gender (select or add as relevant) (disaggregated)
- # of project staff employed from the local area (disaggregated)
- % and # of staff by ethnicity/geographic region/gender (select or add as relevant) in management and decision-making roles (disaggregated)
- Project recruitment and procurement information is shared in applicable local languages
- # of staff trained in conflict sensitivity (disaggregated)
- # of staff trained in M&E for conflict sensitivity (disaggregated)
- Conflict sensitivity is part of project staff performance assessments
- % of trained staff report applying their knowledge on conflict sensitivity during project implementation (disaggregated)
- Conflict sensitivity criteria is used in the identification on project partners, contractors, consultants and grantees (disaggregated)

Context indicators (immediate project environment and/or broader environment)

Peace, conflict, violence, security and conflict impacts

- Ceasefire Agreement(s) is (are) in place

- Peace process and political dialogue are ongoing
- Level of trust in the Nationwide Ceasefire Agreement and Union Peace Process (disaggregated)
- % of people at national level/subnational level/in target areas (select or add as relevant) who believe that the peace process will be successful (disaggregated)
- Mechanisms for monitoring violence in place at national level/subnational level/in target areas (select or add as relevant)
- Mechanisms for peaceful dispute resolution in place at national level/subnational level/in target areas (select or add as relevant)
- Individual perceptions of security at national level/subnational level/in target areas (select or add as relevant) (disaggregated)
- Community perceptions of security at national level/subnational level/in target areas (select or add as relevant) (disaggregated)
- % of population at national level/subnational level/in target areas (select or add as relevant) reporting satisfaction with performance of security institutions at national level/subnational level/in target areas (henceforth referred to as, 'at these same levels')
- Prevalence of violence resulting in death at national level/subnational level/in target areas (select or add as relevant)
- Incidence of sexual and gender-based violence at national level/subnational level/in target areas (select or add as relevant) as a proportion to the total population at risk at these same levels
- # of intergroup conflicts resulting in violence at national level/subnational level/in target areas (select or add as relevant)
- Number of IDPs/refugees (if any) at national level/subnational level/in target areas (select or add as relevant) as a proportion of the total population at same levels
- % of individuals at national level/subnational level/in target areas (select or add as relevant) who say they feel safe traveling within their community at night (disaggregated) at same levels
- % of individuals at national level/subnational level/in target areas (select or add as relevant) who say they feel safe traveling outside their community at night (or to community x) (disaggregated)
- Number of national/local (select or add as relevant) media articles/stories positively depicting the peace process
- Number of national/local media articles/stories positively depicting peacebuilding, tolerance, multiculturalism and non-violent conflict resolution at national level/subnational level/in target areas

Equity, well-being, rights and protection

- Poverty rates at national level/subnational level/in target areas (select or add as relevant)
- Income inequality at national level/subnational level/in target areas (select or add as relevant)
- Employment/unemployment rates at national level/subnational level/in target areas (select or add as relevant)
- Population at national level/subnational level/in target areas (select or add as relevant) with access to public transport/electricity/water/health services (select or add as relevant) as a proportion to the total population at these same levels
- Public satisfaction at national level/in states/regions/target areas (select or add as relevant) with service-delivery
- # and % of people at national level/subnational level/in target areas (select or add as relevant) that believe all groups have equal socio-economic opportunities (disaggregated)
- # and % of people at national level/subnational level/in target areas that believe all groups have equal access

to services (disaggregated)

- # and % of people at national level/subnational level/in target areas (select or add as relevant) who think that the law is applied equally without discrimination (disaggregated)
- # and % of people in target areas who believe they are treated respectfully by their local level official/law-enforcement officer/ethnic armed organization office/development organization (select or add as relevant) (disaggregated)
- Level of people's awareness about legal rights/human rights/legal representation (select or add as relevant) at national level/subnational level/in target areas (select or add as relevant)

Contact, social relations and trust

- # of joint initiatives involving different groups (or group x and group y) at national level/subnational level/in target areas (select or add as relevant)
- Frequency of contact with someone from another group at national level/subnational level/in target areas (select or add as relevant) (disaggregated)
- The extent to which persons feel fear/empathy/anger/respect (select or add as relevant) to the 'other' group at national level/subnational level/in target areas (select or add as relevant) (disaggregated)
- Members of community x renting land to members of community y in target areas (disaggregated)
- Members of community x and community y purchasing goods and services from each other in target areas (disaggregated)
- # of organized meetings between representatives of community x and community y in target areas
- # of joint socio-economic initiatives between community x and community y in target areas
- Extent to which people from community x believe that people from community y are helpful (disaggregated)
- Extent to which people from community x believe that people from community y are trustworthy (disaggregated)

Identity

- Extent to which people at national level/subnational level/in in target areas (select or add as relevant) identify with their nationality/ethnicity/religion/language/class (select, add or prioritize as relevant) (disaggregated)
- Extent to which people at national level/subnational level/in target areas (select or add as relevant) are concerned about the welfare of their family/friends/village/township/state/country/ethnic group/religious group/language group/age group (select, add or prioritize as relevant)
- Extent to which people at national level/subnational level/in target areas (select or add as relevant) feel that their group rights (i.e. ethnic, language, religious, age, gender) (select, add or prioritize as relevant) are protected (disaggregated)

Inclusive institutions, participation and representation

- Extent to which elected or appointed officials in institutions and bodies are representative of the population at national level/subnational level/in target areas (select or add as relevant)
- Level of satisfaction of the population at national level/subnational level/in target areas (select or add as relevant) that institutions and bodies are representative/inclusive (disaggregated)
- Level of civil society participation in decision making at national level/subnational level/in target areas (select or add as relevant)
- Level of trust of people in target areas of Government/ethnic armed organizations/Parliament/the justice system/the armed forces/the police/the media/development organizations/donors (select, add or prioritize as relevant)

- % of persons at national level/subnational level/in target areas (select or add as relevant) that are aware of the peace process (disaggregated)
- Extent to which people at national level/subnational level/in target areas (select or add as relevant) feel they have adequate information about the peace process (disaggregated)
- Mechanism for public consultations on the peace process are in place at national level/subnational level/in target areas (select or add as relevant)
- # of communities at national level/subnational level/in target areas (select or add as relevant) consulted on the peace process (disaggregated)
- Extent to which people at national level/subnational level/in target areas (select or add as relevant) feel consulted on the peace process (disaggregated)
- % of people in target areas who are satisfied with progress of the peace process or subnational conflict resolution processes (select or add as relevant) (disaggregated)
- % of people in target areas who believe that the peace process or subnational conflict resolution processes will address their needs and concerns (disaggregated)
- Extent to which people at national level/subnational level/in target areas (select or add as relevant) feel they have adequate information about local development activities
- Extent to which people at national level/subnational level/in target areas (select or add as relevant) feel they have benefitted equally from local development activities
- Mechanisms for public consultations on local development activities are in place at national level/subnational level/in target areas (select or add as relevant)
- # of communities at national level/subnational level/in target areas (select or add as relevant) consulted on local development activities (disaggregated)
- Extent to which people at national level/subnational level/in target areas (select or add as relevant) feel consulted on local development activities (disaggregated)
- Electoral participation at national level/subnational level/in target areas (select or add as relevant)
- % of persons at national level/subnational level/in target areas (select or add as relevant) that voted in the last national elections as a proportion of the total population at same levels (disaggregated)
- % of persons at national level/subnational level/in target areas (select or add as relevant) that voted in the last local elections as a proportion of the total population at same levels (disaggregated)
- The extent to which persons at national level/subnational level/in target areas (select or add as relevant) feel represented in Parliament (disaggregated)
- The extent to which persons at national level/subnational level/in target areas (select or add as relevant) feel represented in local-level government (disaggregated)
- % of persons in target areas able to name the lowest-tier government official serving their community
- % of persons in target areas able to name the local Member of Parliament
- % of persons in target areas able to name the highest elected official in Government

Information collection against the indicators below should be disaggregated to the extent feasible by sub-groups, such as gender, ethnicity, religion, language, geographic location, socio-economic group, age group etc, as relevant to the project and target area. When breaking down data by groups, organizations should be mindful about sensitivities as well as potential risks to those groups.

Information collection for 'Level' and 'extent' indicators can be collected against response options (for e.g. not at all, a little, to some extent, to a great extent).

Information collection for frequency indicators can be collected against numerical response options (for e.g. 0, between 1–5, between 5–10, more than 10).



*Empowered lives.
Resilient nations.*

United Nations Development Programme Myanmar

6 Natmauk Road
Tamwe Township
Yangon 1121
Myanmar

September 2017